

Contact: Andrea Gardner or Sietske Jansma  
(06) 349 0543 ext 8276 Email: [education@queenspark.org.nz](mailto:education@queenspark.org.nz)  
[www.sarjeant.org.nz](http://www.sarjeant.org.nz)

## TERM ONE

31 January – 15 April 2011

### EMILY VALENTINE - Feather Fancy

until 20 March

New work from artist/jeweller Emily Valentine, who was artist-in-residence at Tylee Cottage from April to May last year. Valentine has created a collection of fantastical hybrid creatures made from found objects adorned with feathers. Come and see this intriguing show where dogs become birds and birds become aeroplanes.

Hands-on practical sessions can focus on:

Create your own fantasy creature! This could be through painting, printmaking or sculpture – you choose.

Curriculum links: Visual Arts, Technology, English



Emily Valentine  
*Thrushador and Lakeland Whistler, 2010*

### JOHN ROY - Glimmer

until 20 March



John Roy  
detail of *Glimmer*

This summer the gallery has been invaded by fifty-one ceramic rodent heads, as featured in the wall installation *Glimmer*, by Tauranga-based ceramic artist John Roy. The heads are identical in shape but each is individually glazed and decorated. John Roy will be artist-in-residence at Tylee Cottage in early 2011.

Hands-on practical sessions:

Build a clay sculpture! Learn the basic techniques of clay modelling. The focus will be on animal heads, both real and imaginary.

Curriculum links: The Arts, Technology, Science.

#### Secondary - Yr. 9-13

Start off the year by meeting the artist John Roy and hear him discuss his ceramic wall sculptures and other work.

This is a great opportunity for students to engage with an artist. Free practical clay workshop available!

Curriculum links: Visual Arts

### EDITH COLLIER: Strange Frequencies

until 10 April


This exhibition takes examples of work by Edith Collier and places them alongside works from the Sarjeant's permanent collection that somehow belong to the same frequency; sometimes the connection is obvious and sometimes not. Included are a variety of portraits, some of which are conventional and others that take an unexpected approach.

Are you doing self-portraits in class? Come see how Edith Collier painted portraits and how they compare with other artists' portraits and techniques.

- Create a three-dimensional portrait using mixed media (wool, cardboard, fabric etc.). Students can work individually or in groups to create larger sculptures.


- Explore portraiture through painting, collage, printmaking or drawing.

Curriculum links: Visual Arts



Terry Stringer, *Mother Figure*

## DIASPORA: PLURALISM + SINGULARITY



Gretchen Albrecht, *Kowhai*, 2006  
Courtesy Mark Hutchins Gallery, Wellington

A touring exhibition featuring paintings by Gretchen Albrecht, Tony Lane and James Ross, drawings by Richard Lewer, photography by Fiona Pardington and sculptural work by Denis O'Connor.

Hands-on practical sessions:

Can you paint without a paintbrush? Expand your painting tool kit! Students will create shaped paintings and short poems inspired by the abstract work of Gretchen Albrecht.

Curriculum links: English, Visual Arts

until 27 March

## PETER BUSH: Hard on the Heels - *Capturing the All Blacks*

5 February – 8 May

Rugby photographs by New Zealander Peter Bush, who is acknowledged as the best known & most accomplished photographer of rugby in the world. For 60 years he has been documenting the All Blacks on & off the field both here and abroad. *Hard on the Heels* is the first exhibition to record his long association with our national game.

Hands-on practical sessions:

- The focus is on studying the human body in motion. How do we bend? What are the correct proportions for the human body? Using collage, students will construct figures in action (playing sport, dancing, swimming etc.) with an emphasis on realistic proportion as well as creating visual stories with their imagination.

- Play the "gesture drawing game" which is a fun way to understand the human body and learn to draw at the same time. Students will take turns posing using sports equipment as props. Great for observation skills.

- We can move! Junior students look at the body in action and then construct a simple moveable, fun and colourful person. Yr. 1 – 3.


Curriculum links: Visual Arts, Health and Physical Education



Peter Bush  
*NZ vs East Glamorgan, Wales 1972/73*

## SONG OF THE WOODS

26 February - 5 June



Johanna Pegler, *Landed*, 2010

Drawing on the Sarjeant Gallery's collection and supplemented with borrowed material, this exhibition features a wide range of works investigating trees: quietly bucolic photographs and paintings from the early 20th century through to contemporary works by a range of artists including photographers Peter Peryer, Ann Shelton and Paul Johns; painters Johanna Pegler and Andrew McLeod; and sculptors Andrea du Chatenier and Andrea Gardner.

This exhibition lends itself to a huge range of hands-on art sessions. Through drawing, painting, collage, printmaking, mixed media or sculpture, sessions can link the topic of trees with many subjects: environmental studies, ecology, creative writing, poetry, drama, art history, mythology, fantasy, colour mixing etc.

Sessions can also be group based where students work collaboratively to create a large class work.

*Please phone or email for an exciting list of lesson possibilities.*

Curriculum links: The Arts (Visual Arts, Drama), English, Science (the Living World, Planet Earth and Beyond, Physical World)

**All sessions are suitable for Years 0-13 unless specified.**  
**Tour = 40-60 minutes, Tour & practical = 90 minutes**

Education Programmes/Services are **FREE!** and are funded by the  
Ministry of Education Learning Outside the Classroom initiative (LEOTC)