



Make a Bird

1. The Bird's Body:

Take a strip of paper and make a circle; staple or glue it together.



If you want you can even add more circles to your bird's body.



2. The Bird's Head

Take another strip of paper and make a small circle, staple or glue it together like you did for the bird's body.



You can add more circles to the inside of the head if you like so that it looks like the body above.

3. Attach your bird's head to your bird's body using the stapler or the glue.




4. Wings

- To make your wings use your imagination or make some wings for your bird by taking a strip of paper and cut it into a triangle, then cut the bottom of the wing into strips so it looks like feathers and attach to your bird's body using glue or staples.



5. Tail



To make your tail use your imagination or make a tail by taking a piece of paper and cut it like this


Glue or staple it onto your bird's body.



6. **Beak** Cut a small beak by cutting out a triangle from a piece of paper and attach it to your bird's head.



Well Done you've finished your bird!




- A. For a different looking bird, follow the same instructions but try the following:

For the Head you can add a spiral instead of a circle.

Get a strip of paper and curl it by pulling the strip of paper between your thumb and the side of a ruler (you might need to ask help from an adult) and attach to your birds body.





- B.** For a different type of wing you can take a strip of paper and making a circle (staple circle together then follow the picture guide and pinch fold one edge of the wing.



Attach to bird's body using glue or staples.

- C.** You can cut a different tail by taking a rectangular piece of paper and cutting long thin strips (leave it uncut at the bottom). Then curl it carefully by pulling your paper between your thumb and the edge of your ruler. Once curled attach to your bird.



- D.** Add a beak like you did for the other bird and you're done!!!

